

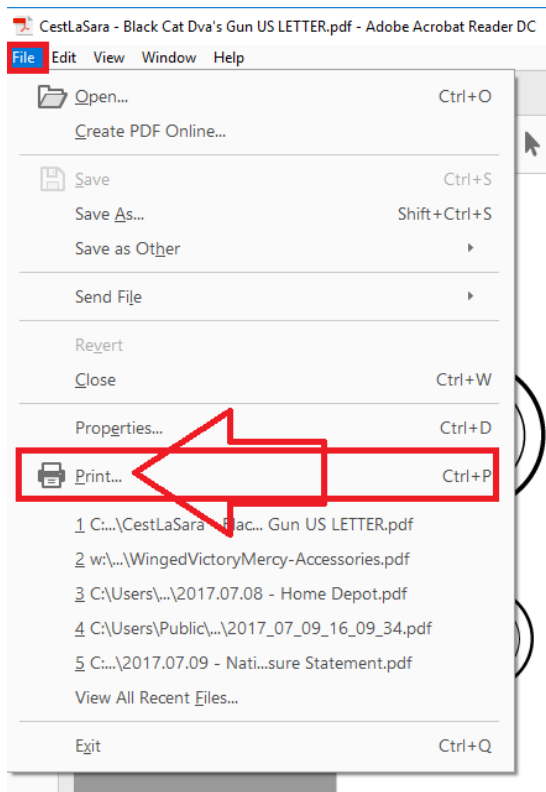
Printing a 1:1 Pattern

These instructions apply if you have purchased one of C'est La Sara patterns that do not need additional scaling!

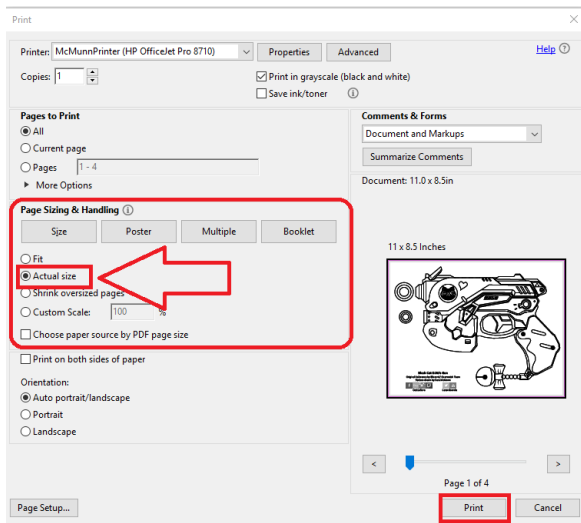
If the description states that the pattern is a **1:1 scale**, please read these instructions carefully.

Adobe Reader DC (Free)

1. Open the correct PDF file size that your printer supports for standard printing (A4 or US Letter).
2. Click on **File > Print**

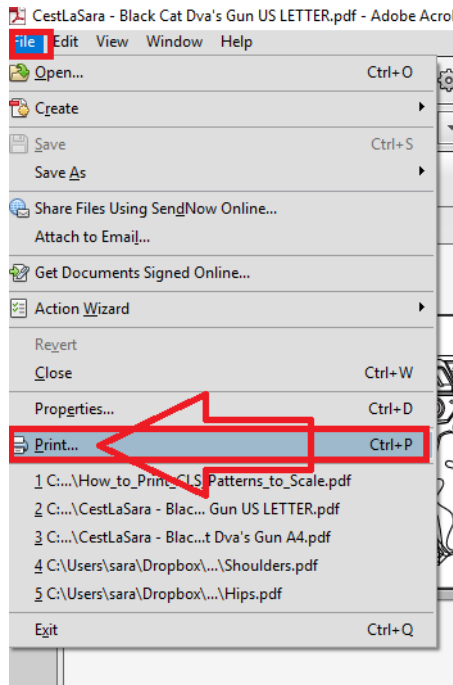


3. Under "Page Sizing & Handling" - Select **Actual size**. **DO NOT** select "Fit"!
4. Click [**Print**] to print the PDF.



Adobe Acrobat Pro X

1. Open the correct PDF file size that your printer supports for standard printing (A4 or US Letter).
2. Click on **File > Print**



3. On the Adobe Print dialog, ensure that **Page Scaling** is set to **NONE**. **DO NOT** select "Fit to Printable Area"!
4. Press **[OK]** to print.

