

Faabelina's Atlanta Reign Mercy Wings Print Scale Chart

For use with C'est La Sara Cosplay Patterns Only

For this particular pattern, make sure BOTH pages are using the SAME scale %!!

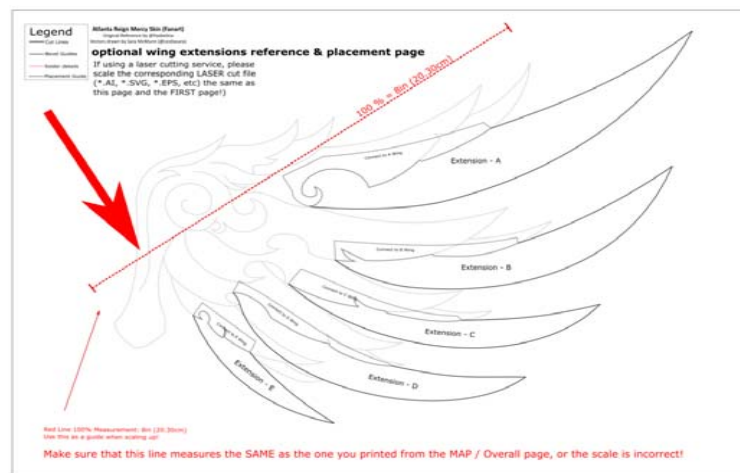
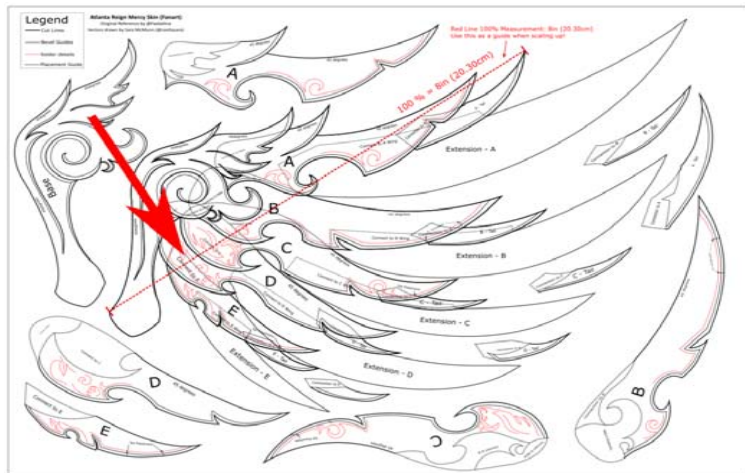
What percent % should I increase the picture size to when printing? See the green column!

For more tutorials on printing out my patterns to your size, please visit:

www.cestlasara.com

Scale Percent (%)	Wingspan base to tip (inches)	Wingspan base to tip (Feet)	Wingspan base to tip (cm)	Cosplayer Height (Feet, inches)	Cosplayer Height (m)
100	8	0.67	20.32	----	1.28
225	18	1.50	45.72	3'7"	1.09
238	19	1.58	48.26	3'9"	1.15
250	20	1.67	50.80	3'11"	1.22
263	21	1.75	53.34	4'2"	1.28
275	22	1.83	55.88	4'4"	1.34
288	23	1.92	58.42	4'7"	1.4
300	24	2.00	60.96	4'9"	1.46
313	25	2.08	63.50	4'11"	1.52
325	26	2.17	66.04	5'2"	1.58
	27	2.25	68.58	5'4"	1.64
350	28	2.33	71.12	5'7"	1.7
363	29	2.42	73.66	5'9"	1.76
375	30	2.50	76.20	5'11"	1.82
388	31	2.58	78.74	6'2"	1.88
400	32	2.67	81.28	6'4"	1.94
413	33	2.75	83.82	6'6"	2.01
425	34	2.83	86.36	6'9"	2.07

*Recommended for adult size (Mercy 1:1 scale)

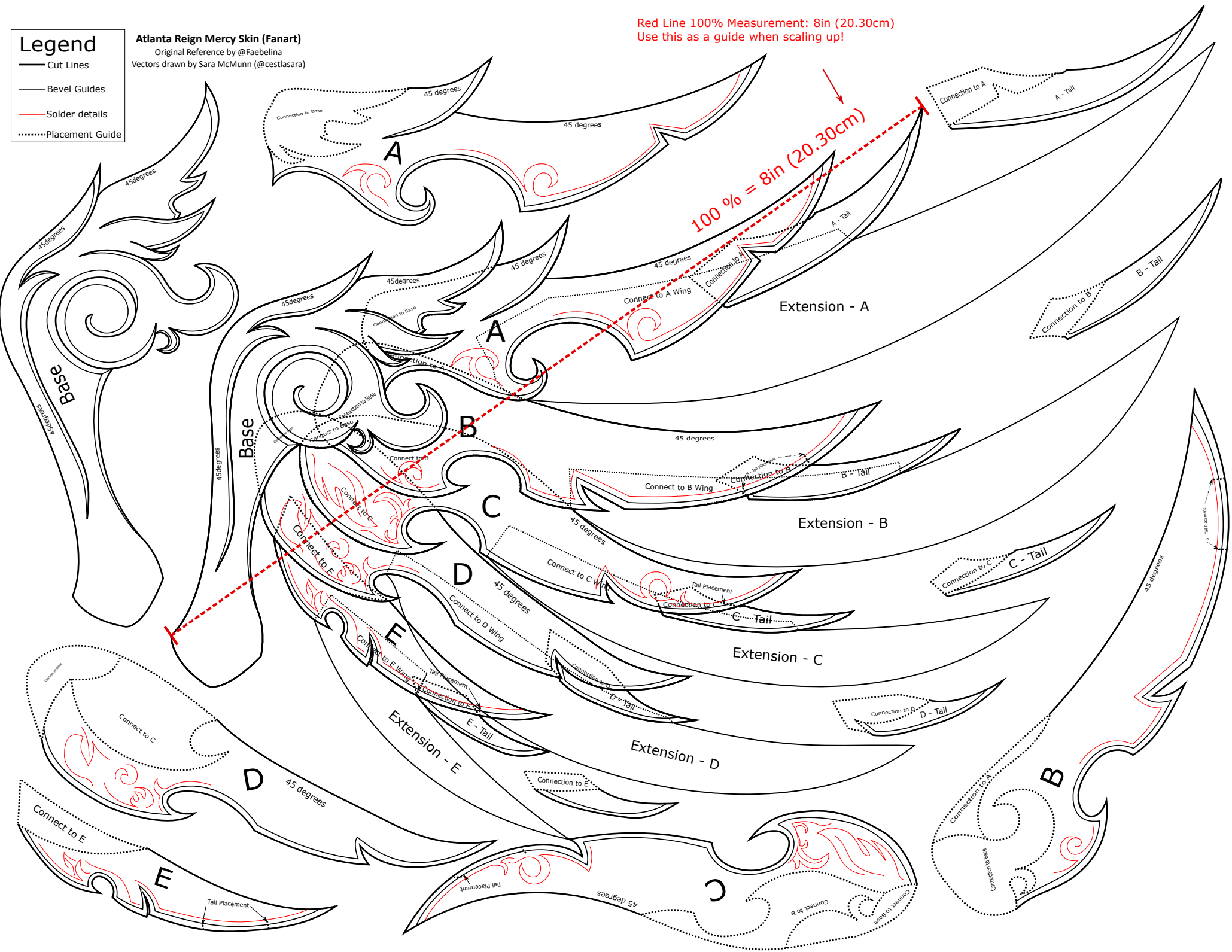


Legend

- Cut Lines
- Bevel Guides
- Solder details
- Placement Guide

Atlanta Reign Mercy Skin (Fanart)
Original Reference by @Faebelina
Vectors drawn by Sara McMunn (@cestlasara)

Red Line 100% Measurement: 8in (20.30cm)
Use this as a guide when scaling up!



Legend

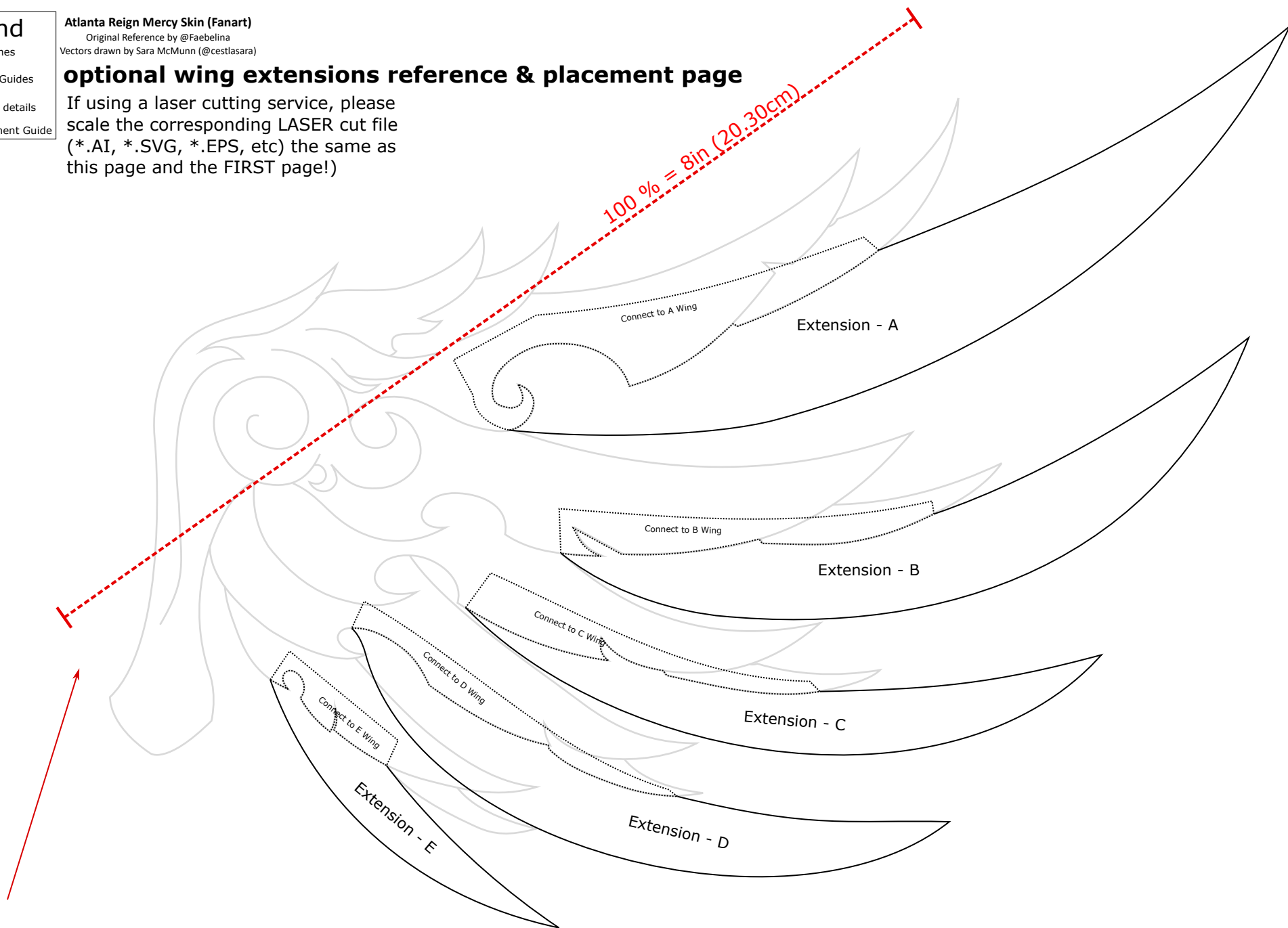
- Cut Lines
- Bevel Guides
- Solder details
-Placement Guide

Atlanta Reign Mercy Skin (Fanart)

Original Reference by @Faebelina
Vectors drawn by Sara McMunn (@cestlasara)

optional wing extensions reference & placement page

If using a laser cutting service, please scale the corresponding LASER cut file (*.AI, *.SVG, *.EPS, etc) the same as this page and the FIRST page!



Red Line 100% Measurement: 8in (20.30cm)
Use this as a guide when scaling up!

Make sure that this line measures the SAME as the one you printed from the MAP / Overall page, or the scale is incorrect!